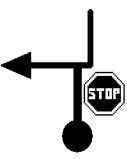




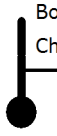
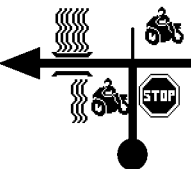
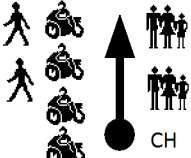




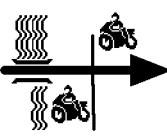

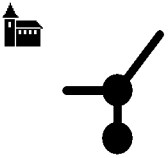

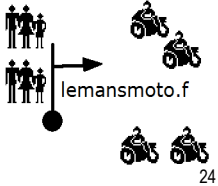
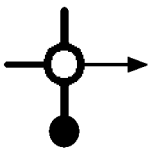
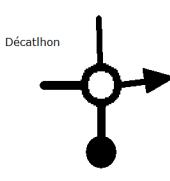
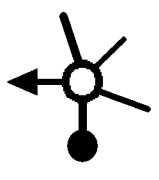
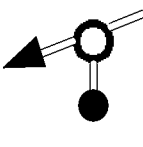
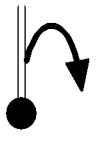
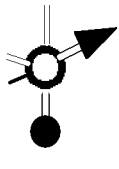
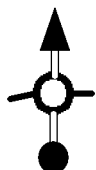
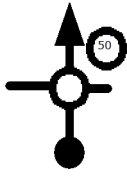
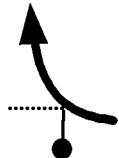
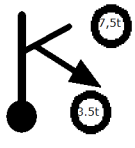
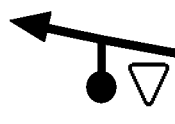
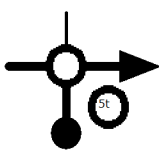
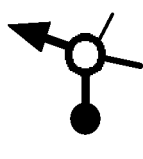
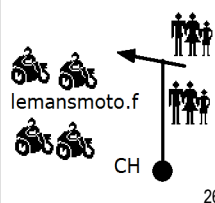
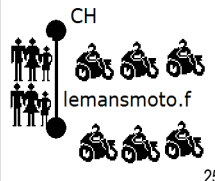

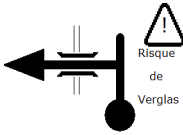
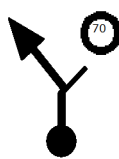
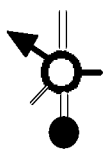
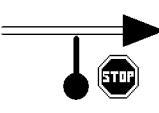





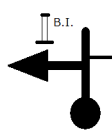
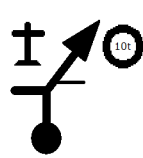
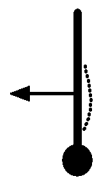
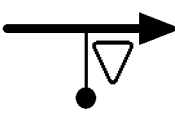




| Distance cumulée<br>partielle | Note   | Description        |
|-------------------------------|--|--------------------|
| 0,6<br>0,1                    | <br>8                               |                    |
| 0,5<br>0,0                    | Gare<br><br>7                       |                    |
| 0,5<br>0,1                    | <br>6                               |                    |
| 0,4<br>0,0                    | <br>5                              |                    |
| 0,4<br>0,1                    | <br>4                             |                    |
| 0,3<br>0,2                    | Boucherie<br>Charcuterie<br><br>3 | Rue Basse          |
| 0,1<br>0,1                    | <br>2                             |                    |
| 0,0<br>0,0                    | <br>CH<br>1                       | PORT<br><b>RAZ</b> |





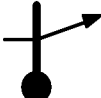

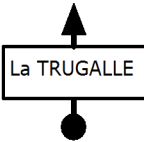
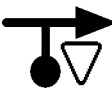
| Distance cumulée<br>partielle | Note  | Description  |
|-------------------------------|---|--|
| 2,7<br>1,6                    | <br>16   | suis A 11  |
| 1,1<br>0,7                    | <br>15   |  |
| 0,4<br>0,1                    | <br>14   |  |
| 0,3<br>0,1                    | <br>13  | suis LE MANS   |
| 0,2<br>0,2                    | <br>12 | ATTENTION<br>Traversée de motos  |
| 0,9<br>0,0                    | <br>11 | CH Départ<br>Tu as bien ton carton ?<br>Attention aux motos et<br>aux spectateurs un peu<br><b>partout</b> |
| 0,9<br>0,1                    | <br>10 | Attends ton tour<br>pour monter<br>sur le podium   |
| 0,8<br>0,2                    | <br>9  |  |

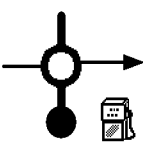
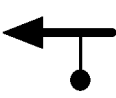






| Distance cumulée<br>partielle | Note  | Description                     |
|-------------------------------|---|---------------------------------|
| 20,4<br>0,1                   |    |                                 |
| 20,3<br>0,4                   |    |                                 |
| 19,9<br>0,2                   |    |                                 |
| 19,7<br>1,0                   |   |                                 |
| 18,7<br>0,3                   |  | suis D 338 TOURS                |
| 18,4<br>9,6                   |  | Prends la sortie<br>D 338 TOURS |
| 8,8<br>1,3                    |  | suis TOURS                      |
| 7,5<br>4,8                    |  | suis A 11                       |


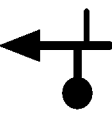
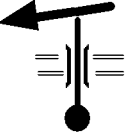

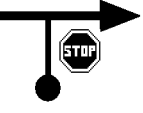
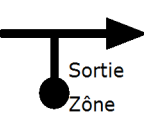
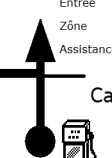
| Distance cumulée<br>partielle | Note  | Description   |
|-------------------------------|---|---|
| 5,2<br>0,8                    |    | suis CHANGé   |
| 4,4<br>2,3                    |    |   |
| 2,1<br>0,2                    |    | suis Les Epinettes  |
| 1,9<br>1,3                    |   | Tu arrives sur une route<br>étroite et<br>très passante !!!!!<br>7 813 véhicules / jour |
| 0,6<br>0,5                    |  | suis D 242 Ruaudin  |
| 0,1<br>0,1                    |  |   |
| 20,5<br>0,0                   |  | Départ Magasin  |
| 20,5<br>0,1                   |  |   |



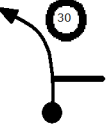
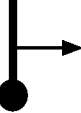
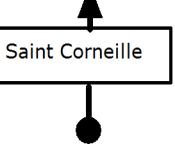

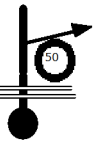
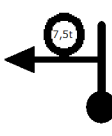
| Distance cumulée<br>partielle | Note  | Description         |
|-------------------------------|---|---------------------|
| 12,9<br>0,5                   | <br>40   | suis Tous Commerces |
| 12,4<br>0,2                   | <br>39   |                     |
| 12,2<br>0,4                   | <br>38   | CSPNS               |
| 11,8<br>0,8                   | <br>37  | suis C 140          |
| 11,0<br>2,2                   | <br>36 |                     |
| 8,8<br>1,2                    | <br>35 |                     |
| 7,6<br>0,1                    | <br>34 | suis YVRé l'EVEQUE  |
| 7,5<br>2,3                    | <br>33 |                     |

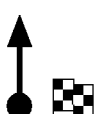





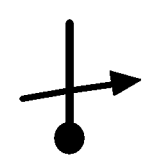
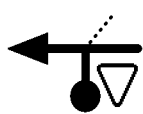
| Distance cumulée<br>partielle | Note  | Description  |
|-------------------------------|---|--|
| 19,9<br>0,9                   | <br>48   | suis Fromages  |
| 19,0<br>1,1                   | <br>47   | Route de Blandan   |
| 17,9<br>0,1                   | <br>46   | suis Route du Parc   |
| 17,8<br>0,3                   | <br>45  | Route de Saint Michel<br>PRUDENCE<br>13 708 véhicules / jour |
| 17,5<br>2,3                   | <br>44 |  |
| 15,2<br>0,4                   | <br>43 | Route de l'Arche en Vallée                                   |
| 14,8<br>1,6                   | <br>42 | suis Route de l'Aître Hérault                                |
| 13,2<br>0,3                   | <br>41 | Pont Roman   |



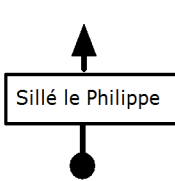



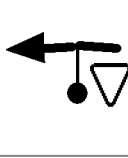
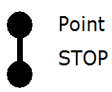
| Distance cumulée<br>partielle | Note   | Description           |
|-------------------------------|--|-----------------------|
| 0,5                           |                     |                       |
| 0,5                           |  |                       |
| 24,7                          | <br>Départ Spéciale | Départ ES La Trugalle |
| 0,0                           |  | <b>RAZ</b>            |
| 24,7                          | <br>Départ          | Départ ES             |
| 0,3                           |  |                       |
| 24,4                          |                    | CH                    |
| 0,5                           |  |                       |
| 23,9                          |                   |                       |
| 1,6                           |  |                       |
| 22,3                          |                   |                       |
| 0,1                           |  |                       |
| 22,2                          |                   |                       |
| 0,7                           |  |                       |
| 21,5                          |                   |                       |
| 1,6                           |  |                       |



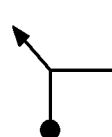
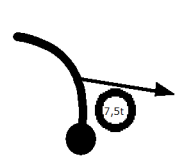
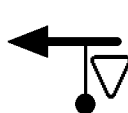



| Distance cumulée<br>partielle | Note  | Description   |
|-------------------------------|---|---|
| 7,0                           |    |   |
| 0,7                           |   |   |
| 6,3                           |    | Route à grande circulation<br>PRUDENCE<br>13 708 véhicules / jour |
| 0,6                           |   |   |
| 5,7                           |    |   |
| 1,1                           |   |   |
| 4,6                           |   | La Goislardière   |
| 1,1                           |   |   |
| 3,5                           |  | Rebranche le cerveau ...  |
| 0,5                           |   |   |
| 3,0                           |  |   |
| 0,8                           |   |   |
| 2,2                           |  |   |
| 1,1                           |   |   |
| 1,1                           |  |   |
| 0,6                           |   |   |



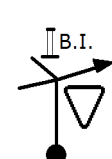




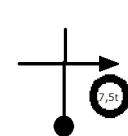
| Distance cumulée<br>partielle | Note  | Description   |
|-------------------------------|---|---|
| 4,3<br>0,2                    | <br>72   | PRUDENCE !  |
| 4,1<br>1,8                    | <br>71   |   |
| 2,3<br>0,7                    | <br>70   |   |
| 1,6<br>1,3                    | <br>69  |   |
| 0,3<br>0,2                    | <br>68   |   |
| 0,1<br>0,1                    | <br>Sortie<br>Zone<br>Assistance<br>67           |   |
| 7,4<br>0,3                    | CH<br>Sortie<br>Assistance<br>66  | <b>RAZ</b>  |
| 7,1<br>0,1                    | <br>Entrée<br>Zone<br>Assistance<br>Casino<br>65 | Rester sur la Droite de la Route<br>pour ton assistance |

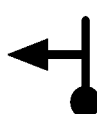






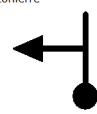
| Distance cumulée<br>partielle | Note   | Description                          |
|-------------------------------|--|--------------------------------------|
| 11,7<br>1,1                   | <br>80                      | Bois de chauffage<br>Granulés à bois |
| 10,6<br>0,0                   | <br>79                      |                                      |
| 10,6<br>0,1                   | <br>78                      |                                      |
| 10,5<br>0,3                   | <br>77                     | suis Rue de Coudray                  |
| 10,2<br>0,1                   | <br>Saint Corneille<br>76 |                                      |
| 10,1<br>2,8                   | <br>75                    |                                      |
| 7,3<br>0,9                    | <br>74                    | suis Route des Dindons               |
| 6,4<br>2,1                    | <br>73                    | suis Route de Savigné                |

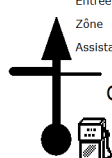
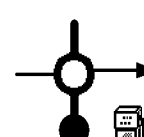





| Distance cumulée<br>partielle | Note  | Description             |
|-------------------------------|---|-------------------------|
| 3,2<br>0,8                    | <br>88   | Arrivée                 |
| 2,4<br>1,3                    | <br>87   | Route de la Loge        |
| 1,1<br>1,1                    | <br>86   |                         |
| 0,1<br>0,1                    | <br>85  | Départ Spéciale LOMBRON |
| 18,7<br>0,1                   | <br>84 | Départ ES Lombron       |
| 18,6<br>0,2                   | <br>83 | CH                      |
| 18,4<br>3,4                   | <br>82 | suis Torcé en Vallée    |
| 15,0<br>3,3                   | <br>81 | Rebranche le Cerveau    |

| Distance cumulée<br>partielle | Note  | Description                 |
|-------------------------------|---|-----------------------------|
| 8,3<br>0,5                    | <br>96   | suis D179 Savigné l'Evêque  |
| 7,8<br>0,2                    | <br>95   | La Dorisière                |
| 7,6<br>0,5                    | <br>94   |                             |
| 7,1<br>0,5                    | <br>93  |                             |
| 6,6<br>2,1                    | <br>92 |                             |
| 4,5<br>0,4                    | <br>91 | suis C 4 Sillé le Philippe  |
| 4,1<br>0,8                    | <br>90 |                             |
| 3,3<br>0,1                    | <br>89 | Rebranche le Cerveau<br>... |

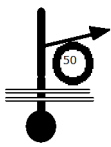
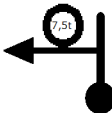

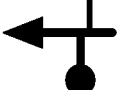
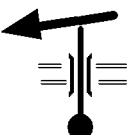



| Distance cumulée<br>partielle | Note   | Description                     |
|-------------------------------|--|---------------------------------|
| 14,9<br>0,4                   | <br>104   |                                 |
| 14,5<br>1,1                   | <br>103   |                                 |
| 13,4<br>0,9                   | <br>102   |                                 |
| 12,5<br>0,6                   | <br>101  | Les Nouettes                    |
| 11,9<br>2,8                   | <br>100 |                                 |
| 9,1<br>0,3                    | <br>99  |                                 |
| 8,8<br>0,3                    | <br>98  | suis D 145 c Saint<br>Corneille |
| 8,5<br>0,2                    | <br>97  |                                 |


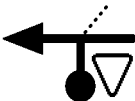


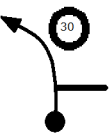
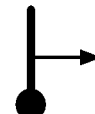
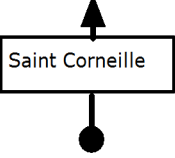

| Distance cumulée<br>partielle | Note   | Description              |
|-------------------------------|--|--------------------------|
| 25,4<br>1,7                   | <br>112   | suis C 1 La Trugalle     |
| 23,7<br>0,5                   | <br>111   | suis C 6 Joué l'Abbé     |
| 23,2<br>1,6                   | <br>110   |                          |
| 21,6<br>0,6                   | <br>109  | suis C 11<br>Joué l'Abbé |
| 21,0<br>3,2                   | <br>108 |                          |
| 17,8<br>1,4                   | <br>107 |                          |
| 16,4<br>0,9                   | <br>106 | suis Pépinières Boulay   |
| 15,5<br>0,6                   | <br>105 | suis C 12 Courceboeuifs  |



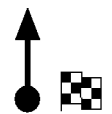


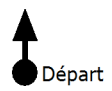


| Distance cumulée<br>partielle | Note  | Description                         |
|-------------------------------|---|-------------------------------------|
| 2,2<br>1,1                    | <br>120                      |                                     |
| 1,1<br>0,6                    | <br>119                      |                                     |
| 0,5<br>0,5                    | <br>118                      |                                     |
| 29,0<br>0,0                   | <br>Départ Spéciale<br>117  | Départ ES La Trugalle<br><b>RAZ</b> |
| 29,0<br>0,3                   | <br>Départ<br>116          | Départ ES La Trugalle               |
| 28,7<br>0,5                   | <br>CH<br>115              | CH La Trugalle                      |
| 28,2<br>0,4                   | <br>114                    |                                     |
| 27,8<br>2,4                   | <br>La Guittonnière<br>113 |                                     |





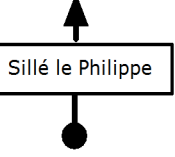



| Distance cumulée<br>partielle | Note   | Description  |
|-------------------------------|--|--|
| 7,4<br>0,3                    | CH<br>Sortie<br>Assistance<br>128  | <b>RAZ</b>   |
| 7,1<br>0,1                    | <br>Entrée<br>Zone<br>Assistance<br>Casino<br>127 | Rester sur la Droite de la<br>Route<br>pour ton assistance           |
| 7,0<br>0,7                    | <br>126   |  |
| 6,3<br>0,6                    | <br>125   | Route à grande<br>circulation<br>PRUDENCE<br>13 708 véhicules / jour |
| 5,7<br>1,1                    | <br>124   |  |
| 4,6<br>1,1                    | <br>123   | La Goislardière  |
| 3,5<br>0,5                    | <br>Point<br>STOP<br>122                        | Rebranche le cerveau ...   |
| 3,0<br>0,8                    | <br>121   |  |


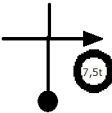
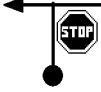

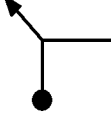
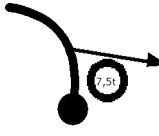




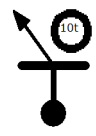
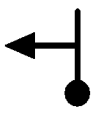


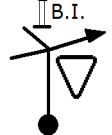
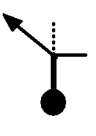


| Distance cumulée<br>partielle | Note   | Description                  |
|-------------------------------|--|------------------------------|
| 7,3<br>0,9                    | <br>136   | suis Route des Dindons       |
| 6,4<br>2,1                    | <br>135   | suis Route de Savigné        |
| 4,3<br>0,2                    | <br>134   | PRUDENCE !                   |
| 4,1<br>1,8                    | <br>133  |                              |
| 2,3<br>0,7                    | <br>132 |                              |
| 1,6<br>1,3                    | <br>131 |                              |
| 0,3<br>0,2                    | <br>130 |                              |
| 0,1<br>0,1                    | <br>129 | Sortie<br>Zône<br>Assistance |









| Distance cumulée<br>partielle | Note   | Description                          |
|-------------------------------|--|--------------------------------------|
| 18,4<br>3,4                   | <br>144   | suis Torcé en Vallée                 |
| 15,0<br>3,3                   | <br>143   |                                      |
| 11,7<br>1,1                   | <br>142   | Bois de chauffage<br>Granulés à bois |
| 10,6<br>0,0                   | <br>141  |                                      |
| 10,6<br>0,1                   | <br>140 |                                      |
| 10,5<br>0,3                   | <br>139 | suis Rue de Coudray                  |
| 10,2<br>0,1                   | <br>138 | Saint Corneille                      |
| 10,1<br>2,8                   | <br>137 |                                      |


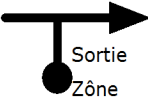

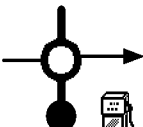



| Distance cumulée<br>partielle | Note   | Description                              |
|-------------------------------|--|--|
| 4,1<br>0,8                    | <br>152   |  |
| 3,3<br>0,1                    | <br>151   | Rebranche le Cerveau<br>...              |
| 3,2<br>0,8                    | <br>150   | Arrivée                                  |
| 2,4<br>1,3                    | <br>149  | Route de la Loge                         |
| 1,1<br>1,1                    | <br>148 |  |
| 18,9<br>0,2                   | <br>147 | Départ Spéciale<br>LOMBRON<br><b>RAZ</b> |
| 18,7<br>0,1                   | <br>146 | Départ ES Lombron                        |
| 18,6<br>0,2                   | <br>145 | CH                                       |

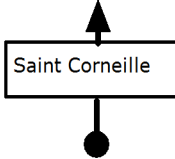

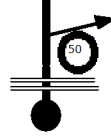
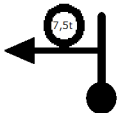

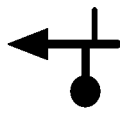
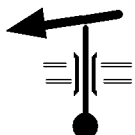

| Distance cumulée<br>partielle | Note   | Description                     |
|-------------------------------|--|---------------------------------|
| 8,8<br>0,3                    | <br>160   | suis D 145 c Saint<br>Corneille |
| 8,5<br>0,2                    | <br>159   |                                 |
| 8,3<br>0,5                    | <br>158   | suis D179 Savigné<br>l'Evêque   |
| 7,8<br>0,2                    | <br>157  | La Dorisière                    |
| 7,6<br>0,5                    | <br>156 |                                 |
| 7,1<br>0,5                    | <br>155 |                                 |
| 6,6<br>2,1                    | <br>154 |                                 |
| 4,5<br>0,4                    | <br>153 | suis C 4 Sillé le Philippe      |




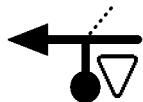


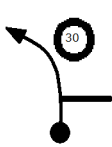
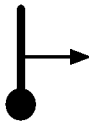
| Distance cumulée<br>partielle | Note  | Description                   |
|-------------------------------|---|-------------------------------|
| 16,4<br>0,9                   |    | suis Pépinières Boulay<br>168 |
| 15,5<br>0,6                   |    | suis C 12 Courceboeufs<br>167 |
| 14,9<br>0,4                   |    | 166                           |
| 14,5<br>1,1                   |   | 165                           |
| 13,4<br>0,9                   |  | 164                           |
| 12,5<br>0,6                   |  | Les Nouettes<br>163           |
| 11,9<br>2,8                   |  | 162                           |
| 9,1<br>0,3                    |  | 161                           |




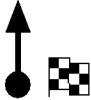



| Distance cumulée<br>partielle | Note  | Description                     |
|-------------------------------|---|---------------------------------|
| 28,2<br>0,4                   |    | 176                             |
| 27,8<br>2,4                   |    | La Gulttonnerre<br>175          |
| 25,4<br>1,7                   |    | suis C 1 La Trugalle<br>174     |
| 23,7<br>0,5                   |   | suis C 6 Joué l'Abbé<br>173     |
| 23,2<br>1,6                   |  | 172                             |
| 21,6<br>0,6                   |  | suis C 11<br>Joué l'Abbé<br>171 |
| 21,0<br>3,2                   |  | 170                             |
| 17,8<br>1,4                   |  | 169                             |

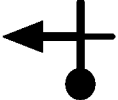
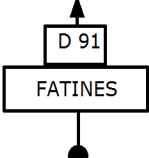
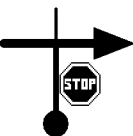




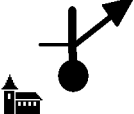
| Distance cumulée<br>partielle | Note  | Description                                |
|-------------------------------|---|--|
| 3,5<br>0,5                    |  Point<br>STOP     | Rebranche le cerveau ...<br>184            |
| 3,0<br>0,8                    |                    | 183  |
| 2,2<br>1,1                    |                    | 182  |
| 1,1<br>0,6                    |                   | 181  |
| 0,5<br>0,5                    |                  | 180  |
| 29,0<br>0,0                   |  Départ Spéciale | Départ ES La Trugalle<br><b>RAZ</b><br>179 |
| 29,0<br>0,3                   |  Départ          | Départ ES La Trugalle<br>178               |
| 28,7<br>0,5                   |  CH              | CH La Trugalle<br>177                      |


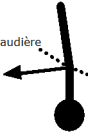


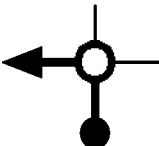


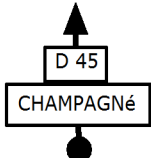
| Distance cumulée<br>partielle | Note  | Description   |
|-------------------------------|---|---|
| 0,3<br>0,2                    |    | 192   |
| 0,1<br>0,1                    |  Sortie<br>Zone<br>Assistance            | Assistance<br>191   |
| 7,4<br>0,3                    | CH<br>Sortie<br>Assistance  | 190 <b>RAZ</b>  |
| 7,1<br>0,1                    |  Entrée<br>Zone<br>Assistance<br>Casino | Rester sur la Droite de la<br>Route<br>189                                  |
| 7,0<br>0,7                    |                                        | 188   |
| 6,3<br>0,6                    |                                        | Route à grande<br>circulation<br>PRUDENCE<br>13 708 véhicules / jour<br>187 |
| 5,7<br>1,1                    |                                        | 186   |
| 4,6<br>1,1                    |                                        | La Goislardière<br>185  |

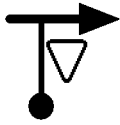

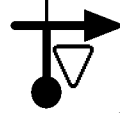

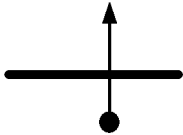



| Distance cumulée<br>partielle | Note   | Description            |
|-------------------------------|--|------------------------|
| 10,2<br>0,1                   | <br>200   |                        |
| 10,1<br>2,8                   | <br>199   |                        |
| 7,3<br>0,9                    | <br>198   | suis Route des Dindons |
| 6,4<br>2,1                    | <br>197  | suis Route de Savigné  |
| 4,3<br>0,2                    | <br>196 | PRUDENCE !             |
| 4,1<br>1,8                    | <br>195 |                        |
| 2,3<br>0,7                    | <br>194 |                        |
| 1,6<br>1,3                    | <br>193 |                        |

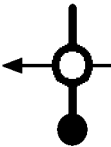






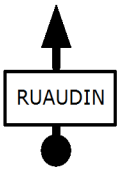
| Distance cumulée<br>partielle | Note   | Description                          |
|-------------------------------|--|--------------------------------------|
| 18,7<br>0,1                   | <br>208   | Départ ES Lombron                    |
| 18,6<br>0,2                   | <br>207   | CH                                   |
| 18,4<br>3,4                   | <br>206   | suis Torcé en Vallée                 |
| 15,0<br>3,3                   | <br>205  |                                      |
| 11,7<br>1,1                   | <br>204 | Bois de chauffage<br>Granulés à bois |
| 10,6<br>0,0                   | <br>203 |                                      |
| 10,6<br>0,1                   | <br>202 |                                      |
| 10,5<br>0,3                   | <br>201 | suis Rue de Coudray                  |


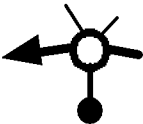
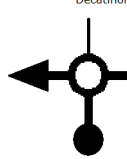
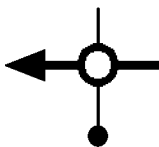
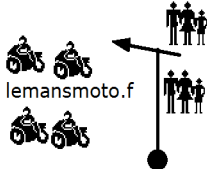
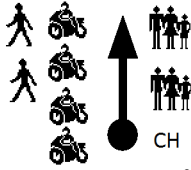
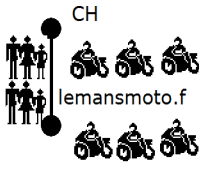
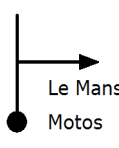
| Distance cumulée<br>partielle | Note   | Description   |
|-------------------------------|--|---|
| 6,1<br>2,1                    | <br>216   | suis D 25 Monfort                                       |
| 4,0<br>0,4                    | <br>215   | C'est bien à Droite<br>Chemin du retour vers<br>La Suze |
| 3,6<br>0,3                    | <br>214   |   |
| 3,3<br>0,2                    | <br>213  | Point STOP Lombron                                      |
| 3,1<br>0,7                    | <br>212 | Arrivée LOMBRON   |
| 2,4<br>1,4                    | <br>211 |   |
| 1,0<br>1,0                    | <br>210 |   |
| 0,1<br>0,1                    | <br>209 | Départ LOMBRON<br><b>RAZ</b>                            |

| Distance cumulée<br>partielle | Note   | Description        |
|-------------------------------|--|--------------------|
| 13,3<br>0,4                   | <br>224   |                    |
| 12,9<br>0,4                   | <br>223   |                    |
| 12,5<br>0,5                   | <br>222   | suis FATINES       |
| 12,0<br>1,7                   | <br>221  |                    |
| 10,3<br>0,2                   | <br>220 | suis C 401 Fatines |
| 10,1<br>1,1                   | <br>219 | suis D 20 Fatines  |
| 9,0<br>2,8                    | <br>218 |                    |
| 6,2<br>0,1                    | <br>217 | suis Espace Tri    |




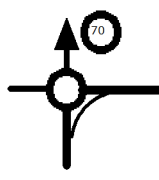

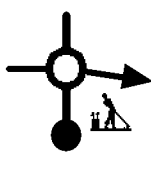


| Distance cumulée<br>partielle | Note   | Description                    |
|-------------------------------|--|--------------------------------|
| 22,5<br>1,5                   | <br>232                   |                                |
| 21,0<br>0,4                   | La Foucaudière<br><br>231 |                                |
| 20,6<br>2,3                   | <br>230                   |                                |
| 18,3<br>1,0                   | <br>229                  | suis PARIGNÉ                   |
| 17,3<br>0,2                   | <br>228                 | suis PARIGNÉ                   |
| 17,1<br>1,0                   | <br>227                 |                                |
| 16,1<br>0,3                   | <br>226                 | Parigné l'Evêque<br>suis D 145 |
| 15,8<br>2,5                   | <br>225                 |                                |




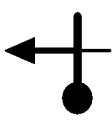
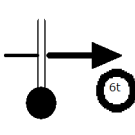
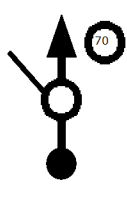

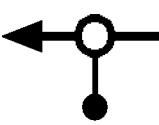
| Distance cumulée<br>partielle | Note   | Description  |
|-------------------------------|--|--|
| 29,4<br>1,6                   | <br>240                     |  |
| 27,8<br>0,1                   | <br>239                     | suis C 11  |
| 27,7<br>0,7                   | Les Riffaudières<br><br>238 |  |
| 27,0<br>1,9                   | <br>237                    |  |
| 25,1<br>0,6                   | <br>236                   | PRUDENCE<br>Route à grande<br>circulation<br>8 951 véhicule / jour |
| 24,5<br>0,5                   | <br>235                   |  |
| 24,0<br>1,1                   | <br>234                   |  |
| 22,9<br>0,4                   | <br>233                   |  |

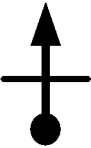

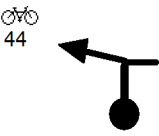



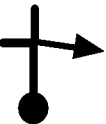

| Distance cumulée<br>partielle | Note   | Description                     |
|-------------------------------|--|---------------------------------|
| 34,6<br>0,6                   | <br>248   | Concurrents dans les 2 sens ... |
| 34,0<br>0,6                   | <br>247   |                                 |
| 33,4<br>0,2                   | <br>246   | suis Les Ecuries                |
| 33,2<br>1,5                   | <br>245  | suis PARC d'ACTIVITES           |
| 31,7<br>0,2                   | <br>244 | suis D 92 ARNAGE                |
| 31,5<br>0,4                   | <br>243 | Rue du Vieil Hêtre              |
| 31,1<br>0,5                   | <br>242 |                                 |
| 30,6<br>1,2                   | <br>241 |                                 |

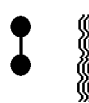
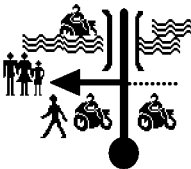


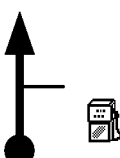
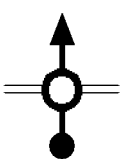


| Distance cumulée<br>partielle | Note   | Description                                      |
|-------------------------------|--|--|
| 2,1<br>1,3                    | <br>256   | Chicane Nissan                                   |
| 0,8<br>0,2                    | <br>255   | suis D 338 TOURS<br>ligne droite des Hunaudières |
| 0,6<br>0,4                    | <br>254   |  |
| 0,2<br>0,1                    | <br>253  |  |
| 0,1<br>0,1                    | <br>252 | lemansmoto.f                                     |
| 34,9<br>0,1                   | <br>251 | Concurrents dans les 2 sens<br><b>RAZ</b>        |
| 34,8<br>0,0                   | <br>250 | CH<br>lemansmoto.f                               |
| 34,8<br>0,2                   | <br>249 |  |



| Distance cumulée<br>partielle | Note   | Description                                 |
|-------------------------------|--|---|
| 10,7<br>0,2                   | <br>264   |   |
| 10,5<br>0,2                   | <br>263   |   |
| 10,3<br>2,1                   | <br>262   |   |
| 8,2<br>0,3                    | <br>261  | suis D 140 B<br>ARNAGE<br>virage d'Arnage   |
| 7,9<br>2,1                    | <br>260 | Virage d'Indianapolis<br>Chaussée glissante |
| 5,8<br>1,8                    | <br>259 | suis D140 ARNAGE<br>virage de Mulsanne      |
| 4,0<br>1,5                    | <br>258 | Chicane Carte S                             |
| 2,5<br>0,4                    | <br>257 | suis D 338 TOURS                            |

| Distance cumulée<br>partielle | Note   | Description                      |
|-------------------------------|--|----------------------------------|
| 16,9<br>0,6                   | <br>272   | suis D 156 FILLÉ                 |
| 16,3<br>1,3                   | <br>271   | Allée de FILLÉ                   |
| 15,0<br>1,5                   | <br>270   |                                  |
| 13,5<br>0,1                   | <br>269  | suis Chemin aux boeufs           |
| 13,4<br>1,9                   | <br>268 | suis SPAY                        |
| 11,5<br>0,2                   | <br>267 | Contrôles de vitesse sur<br>2 km |
| 11,3<br>0,4                   | <br>266 |                                  |
| 10,9<br>0,2                   | <br>265 | SORCIERE...                      |

| Distance cumulée<br>partielle | Note   | Description                          |
|-------------------------------|--|--------------------------------------|
| 22,6<br>0,1                   | <br>280   | suis LA SUZE                         |
| 22,5<br>1,0                   | <br>279   | suis Pharmacie                       |
| 21,5<br>1,4                   | <br>278   |                                      |
| 20,1<br>0,7                   | <br>277  |                                      |
| 19,4<br>1,2                   | <br>276 | suis ROEZÉ<br>ROUTE de la RICHARDIER |
| 18,2<br>0,6                   | <br>275 | ROUTE des VIGNES                     |
| 17,6<br>0,1                   | <br>274 | suis C4 VOIVRES                      |
| 17,5<br>0,6                   | <br>273 | suis ROEZÉ                           |

| Distance cumulée<br>partielle | Note   | Description   |
|-------------------------------|--|---|
| 25,7<br>0,1                   | <br>288   | Fin première étape<br>Souris aux comissaires.... et à Demain matin à l'aube |
| 25,6<br>0,1                   | <br>287   |   |
| 25,5<br>0,1                   | <br>286   |   |
| 25,4<br>0,7                   | <br>285  |   |
| 24,7<br>0,2                   | <br>284 |   |
| 24,5<br>1,0                   | <br>283 |   |
| 23,5<br>0,6                   | <br>282 |   |
| 22,9<br>0,3                   | <br>281 |   |